

Djembe Set of 3

Product Assessment

Percussion Play Ltd

Staple Ash Lane

Froxfield

Petersfield

Hampshire

GU32 1DJ



CONTRACTORS HEALTH & SAFETY ASSESSMENT SCHEME

Accredited Contractor

www.chas.gov.uk

The Play Inspection Company Ltd, Unit 5 Glenmoore Business Park, Blackhill Road, Holton Heath, Poole, Dorset, BH16 6NL

t: 01202 590675

f: 0870 428 3942

e: info@playinspections.co.uk

w: www.playinspections.co.uk



Djembe Set of 3 - Risk Assessment


Assessment Date:	10 th April 2019
Assessor:	Keith Dalton
Manufacturer:	Percussion Play Ltd
Risk Assessment:	Very Low Risk

Activity: Use of musical playground equipment item

Number of Persons at Risk: Users, plus spectators

Hazards Involved with the Activity:

- Collision
- Entrapment



Safety Measures/Controls:

- All design requirements to comply fully with the requirements of BS EN 1176 Part 1 incorporating, where required, criteria from all sections of the standard where it is deemed applicable to the safety of this item.
- There are no falling height requirements for this type of equipment.
- The challenge (risk) associated with the use of the equipment is clearly foreseeable by the users.
- Age range: the intended age range for this item of equipment is for children of 3 years of age and above.
- A circulation Area of 1.50 metres is recommended to allow free movement for spectators around the item without moving into the space required for the safe use of the equipment.
- Correct siting of the equipment item within the playground environment to ensure free passage of playground users around the area.
- Detailed inspection and maintenance procedures to be provided for the equipment providing guidance on allowable tolerances during normal operation.

Risks remaining after the application of control measures:

Collision

With all control measures applied there will still be a risk remaining of users colliding with the equipment or with other users. It is considered that this remaining risk is of no significance, or any different from similar equipment item that incorporates this type of movement.

Given the provision of the safety measures detailed the remaining risk is considered to be 1 x 2 VERY LOW RISK

Additional Controls Required:

None

Risk Rating:

Likelihood		Severity	
1	Very Unlikely	1	Minor abrasion, light bruising
2	Not Very Likely	2	Small cuts, light sprains, more severe abrasion
3	Will happen at some time	3	Deep cuts, severe sprains etc. requiring medical intervention
4	Likely to happen	4	Injury requiring medical intervention and hospitalisation
5	Almost Certain to Happen	5	Permanent disability/death

Risk Score	Description	Action Required
1 – 5	Very Low Risk	Maintain control measures
6 – 10	Low Risk	Review control measures
11 – 15	Moderate Risk	Improve control measures
16 – 20	High Risk	Prevent access to item
21 – 25	Very High Risk	Remove from site

To establish the risk score, multiply Likelihood by Severity

Controls Adequate:

Signed: *KR Dalton*

Date: 10th April 2019

The Play Inspection Company Ltd

Assessment Review Date: 10th April 2020



Installation Instructions

Ground Fixed

Djembes
Page 1 of 4



Instrument Components:

Rainbow Sambas are pre-assembled

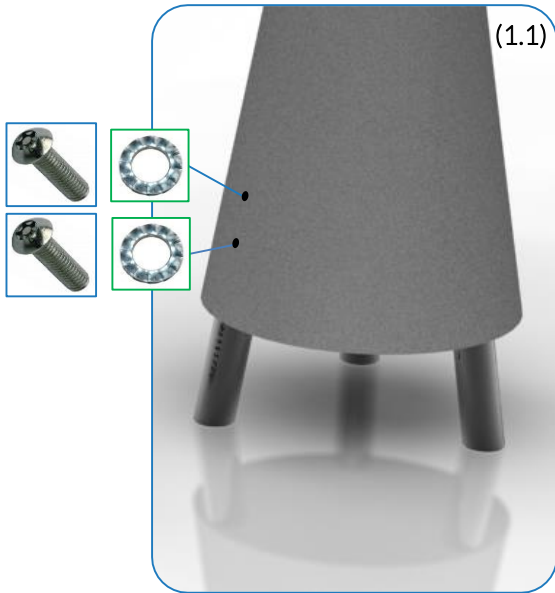


1. Assemble Ground Fixing Posts to base of sambas using M8x25mm security screws and lock washers. (1.1)(See Assembly Guide)

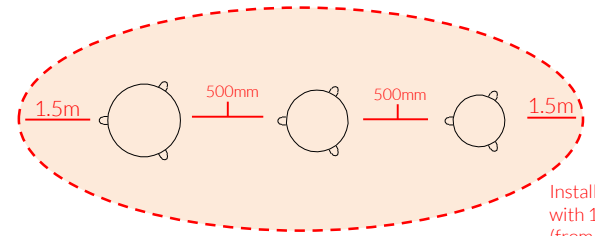
2. Arrange Djembe with minimum spacing between each drum at 500mm and mark holes for excavation.

3. Excavate marked holes to 350mm depth making sure the holes have a level base allow the Djembes to sit vertical.

4. Once happy with location of the Djembes, fill holes using rapid hardening concrete. Be sure to compact concrete around metal brackets and leave to dry according to manufactures guidelines.

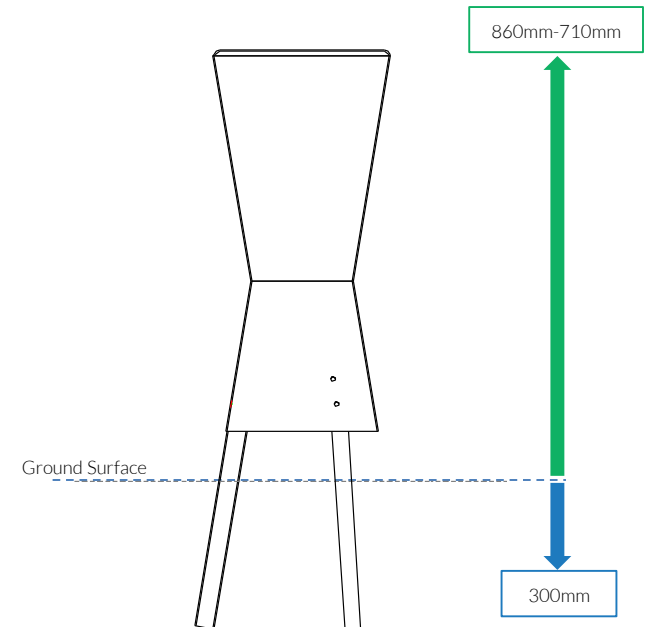


Weight of heaviest part 23kg (Large Djembe)



Install Instrument with 1.5m free space (from widest point) around it.

Djembes will arrive on site in pre set heights. In ground fixing depth 300mm for all 3 Drums.



Ground Fix Components:

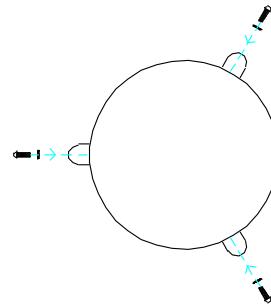


Spares available from percussionplay.com or from your local distributor

48 Kg

Tools:

 x1
TX 40 Driver Bit



Ground Fixed





Djembes
Page 2 of 4

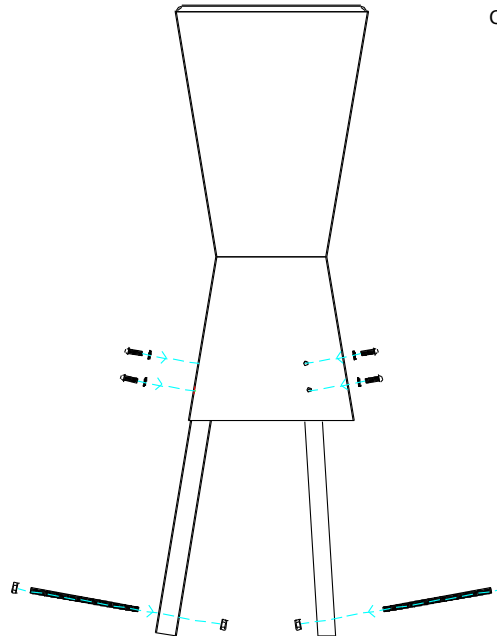


Instrument
Components:

Djembes
are pre-
assembled

COMPONENTS LIST:

-  M8x25 Pin torx X18
-  M8 Lock washer X18
-  M10 Nut X18
-  M10x200 Threaded Bar X9



Thread Lock Solution
Required (Not Supplied)



Played with hands

Ground Fix
Components:

 x18
M8x25 Security Screw

 x18
M8 Lock Washer

Spares available from
percussionplay.com or from your
local distributor

44 Kg

Ground Fix Installation

Tools:



x1
TX 40 Driver Bit

Ground Fixed

Djembes
Page 3 of 4

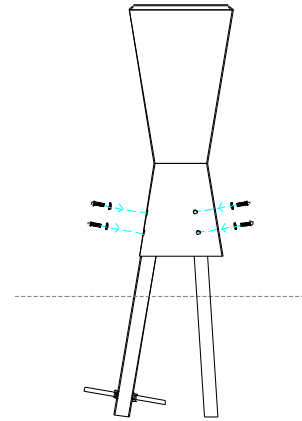
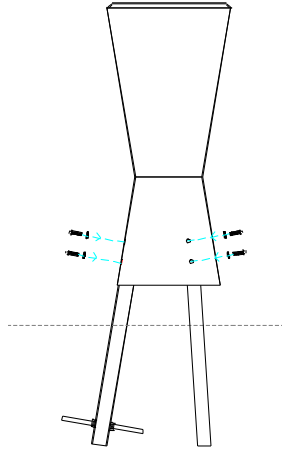
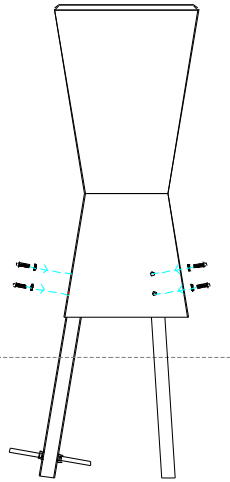


Components:

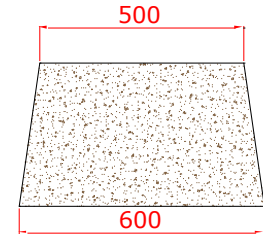
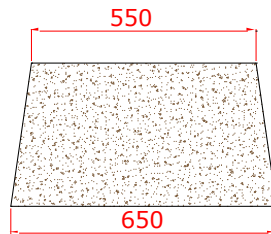
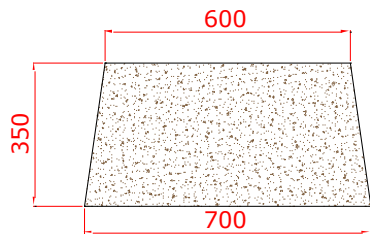
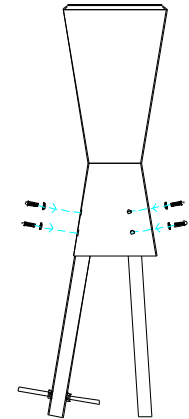
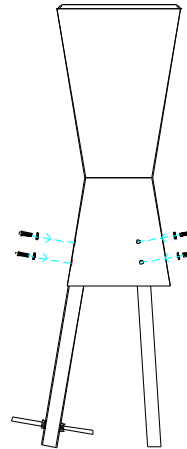
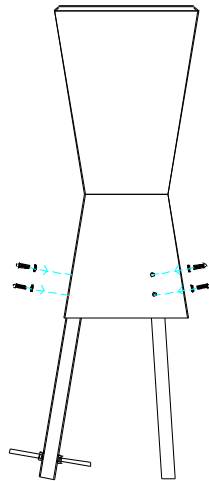
 x18
M8x25mm Pin Torx

 x18
M8 Lock Washer

1
Attach Ground Fix Legs to base of each drum using M8x25 Bolts and lock washers provided.



2
Excavate 3 holes 350mm deep. Each hole should taper down making the base diameter at least 100mm larger than the surface hole




Ground Fix Installation

Foundations should not present a hazard. These foundations are recommended as a guide, for more information on foundation details for various surface see Part 1 of BS EN 1176.

Ground Fixed

Djembes
Page 4 of 4



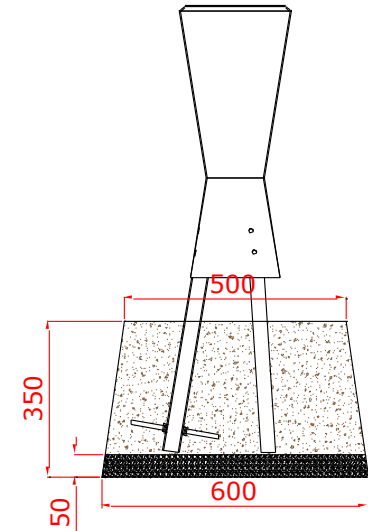
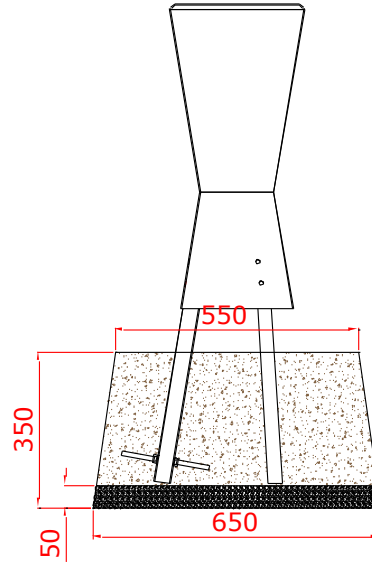
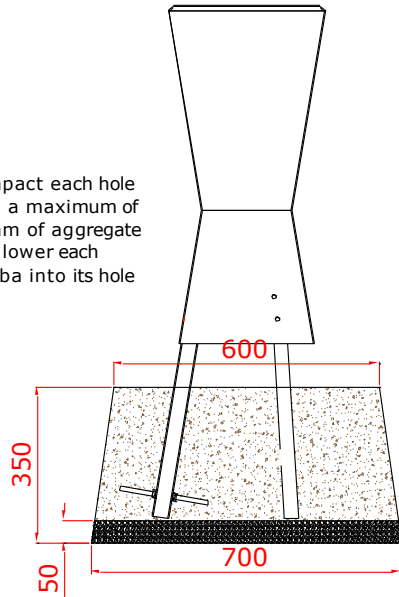
Components:



Metric Conversion:
50mm/ 2"
350mm/ 14"
500mm/ 19.5"
550mm/ 21.5"
600mm/ 24"
650mm/ 25.5"
700mm/ 27.5"

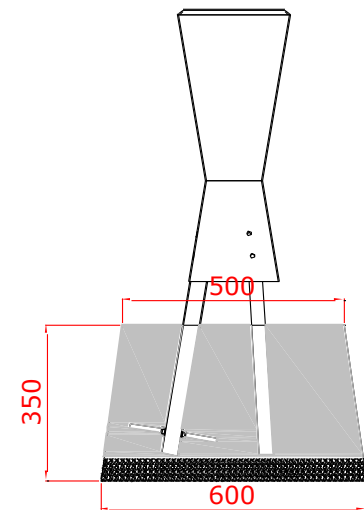
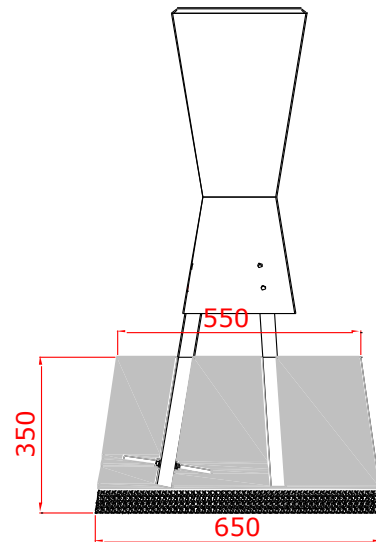
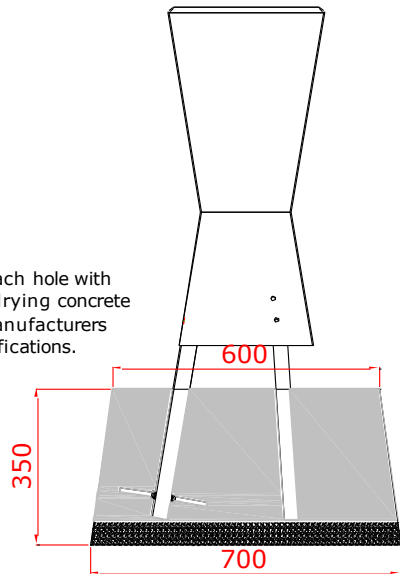
3

Compact each hole with a maximum of 50mm of aggregate and lower each samba into its hole



4

Fill each hole with fast drying concrete to manufacturers specifications.



Certificate of Conformity

Issue date: 10th April 2019

Percussion Play Ltd
Staple Ash Lane
Froxfield
Petersfield
Hampshire
GU32 1DJ



Products covered:

Djembe—Set of 3

The product detailed has been assessed as conforming to the main dimensional requirements of BS EN 1176:2017 based on technical drawings provided by the manufacturer

The desktop product assessments undertaken by the Play Inspection Company Ltd are not a formal certification as would be produced by an accredited test house. They are an indication of conformity based on drawings and dimensional information provided by the client.

We will check the major dimensional requirements as set out in the current standards for playground equipment (BS EN 1176 – Parts 1-6, 10 & 11 as applicable to the product assessed. These dimensions include such things as barrier heights, platform heights, free height of fall, head and neck entrapment etc. but will exclude finer detail such as finger entrapment and toggle entrapments as these cannot be fully assessed based on a drawing alone. We do not undertake any structural assessment or testing, that element remains the responsibility of the designer; nor do we assess the suitability of materials used in the construction.

Reference Standards

BS EN 1176:2017 Part 1

Assessed by: Keith Dalton

The Play Inspection Company

Unit 5, Glenmore Business Park
Blackhill Road
Holton Heath
Poole
Dorset
BH16 6NL

